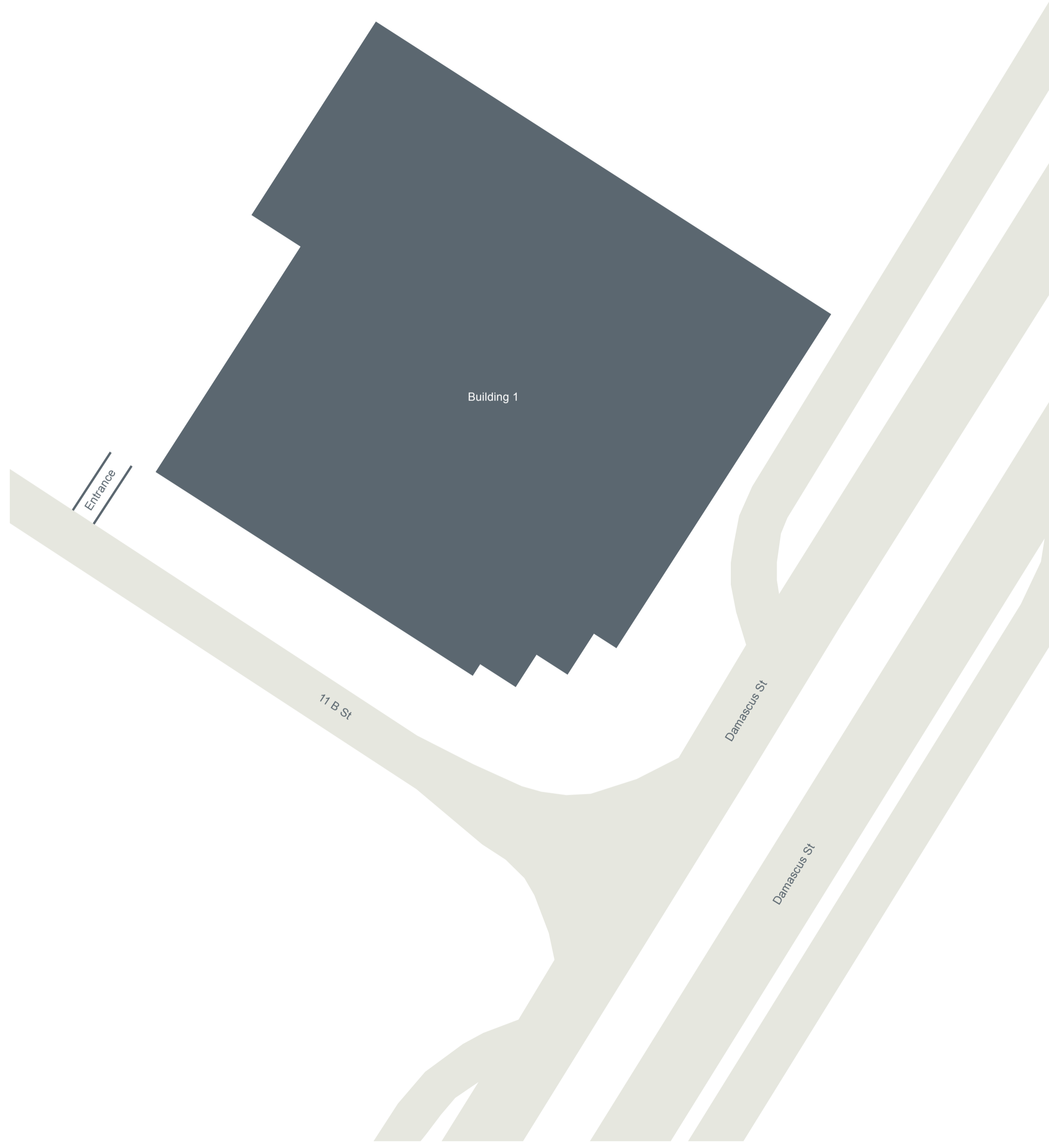




DXBHXX | Hampton Inn | 420 Rooms | Open date: 08/30/2018
Damascus Street
Al Qusais
Dubai, , United Arab Emirates



HOTEL INSTRUCTIONS
Please review this draft of your digital floor plan.

If there are changes, please print the floorplan and mark any necessary changes in RED (as shown below), scan and upload to Blueprint.












The floor plan shows various rooms and areas with red annotations. Labels include: Mezzanine, Open Office, Guest Entrance, Reception, Front Desk, Men's, Ladies, and a red 'X' mark. Red lines and arrows indicate specific areas of interest or changes.

The Information We Need From You:



Lobby

Icon Key

-  Stairs
-  Elevator
-  Guest Laundry
-  Ice
-  Vending
-  Fitness Center
-  Restroom
-  Men's Restroom
-  Women's Restroom

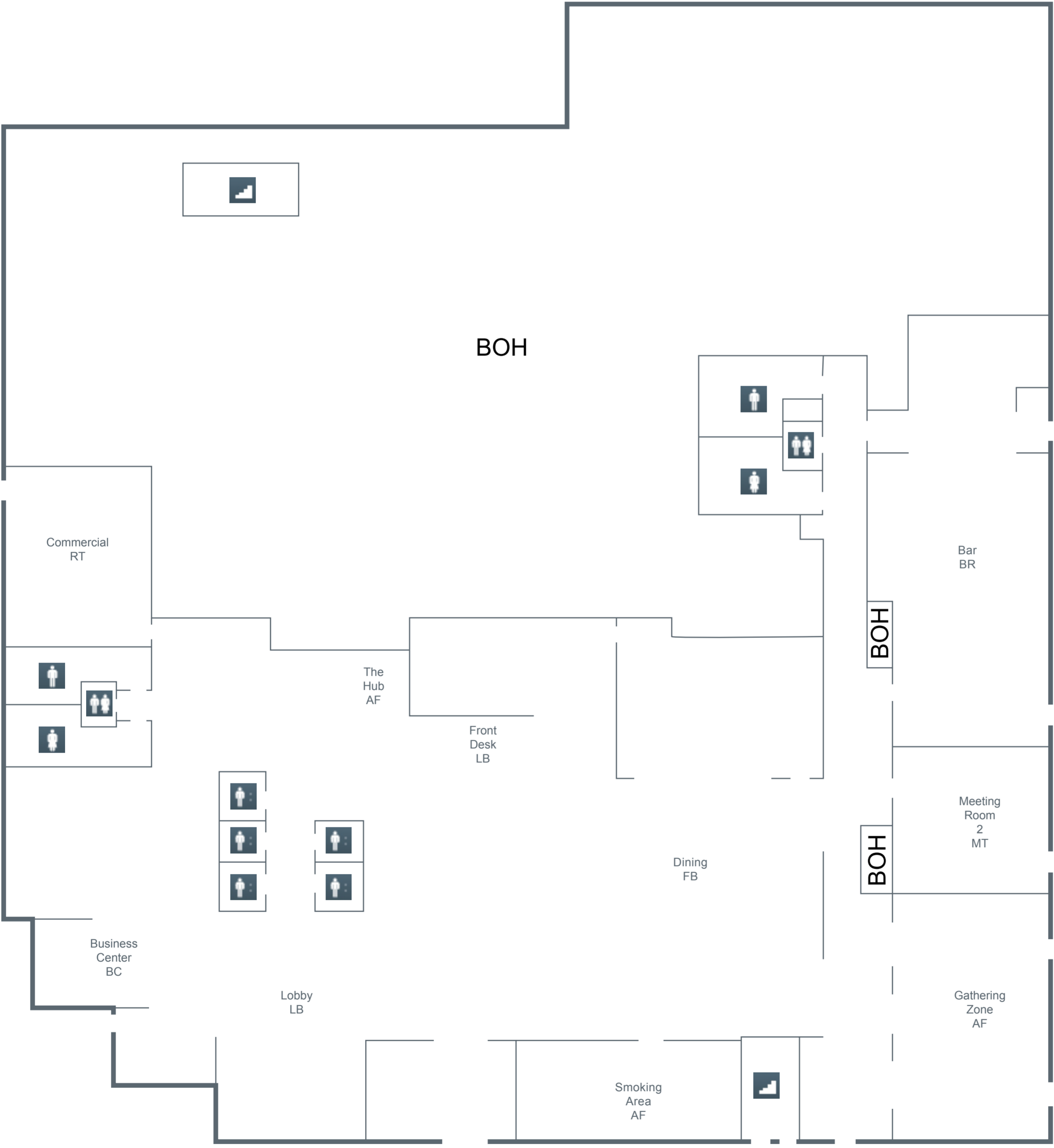
HOTEL INSTRUCTIONS
Please review this draft of your digital floor plan.

If there are changes, please print the floorplan and mark any necessary changes in RED (as shown below), scan and upload to Blueprint.



The information we need from you:










Any other areas of interest to Guests.





Floor 1

Icon Key

-  Stairs
-  Elevator
-  Guest Laundry
-  Ice
-  Vending
-  Fitness Center
-  Restroom
-  Men's Restroom
-  Women's Restroom

HOTEL INSTRUCTIONS
Please review this draft of your digital floor plan.

If there are changes, please print the floorplan and mark any necessary changes in RED (as shown below), scan and upload to Blueprint.



The information we need from you:










Any other areas of interest to Guests.





Floor 2

Icon Key

-  Stairs
-  Elevator
-  Guest Laundry
-  Ice
-  Vending
-  Fitness Center
-  Restroom
-  Men's Restroom
-  Women's Restroom

HOTEL INSTRUCTIONS
Please review this draft of your digital floor plan.

If there are changes, please print the floorplan and mark any necessary changes in RED (as shown below), scan and upload to Blueprint.



The information we need from you:










Any other areas of interest to Guests.





Floor 4

Icon Key

-  Stairs
-  Elevator
-  Guest Laundry
-  Ice
-  Vending
-  Fitness Center
-  Restroom
-  Men's Restroom
-  Women's Restroom

HOTEL INSTRUCTIONS
Please review this draft of your digital floor plan.

If there are changes, please print the floorplan and mark any necessary changes in RED (as shown below), scan and upload to Blueprint.



The information we need from you:










Any other areas of interest to Guests.





Floor 6

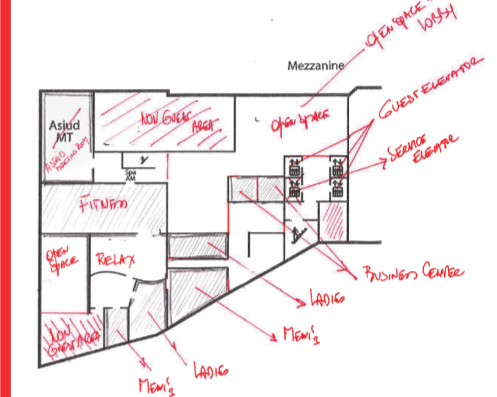
Icon Key

-  Stairs
-  Elevator
-  Guest Laundry
-  Ice
-  Vending
-  Fitness Center
-  Restroom
-  Men's Restroom
-  Women's Restroom

HOTEL INSTRUCTIONS

Please review this draft of your digital floor plan.

If there are changes, please print the floorplan and mark any necessary changes in RED (as shown below), scan and upload to Blueprint.



The information we need from you:










Any other areas of interest to Guests.





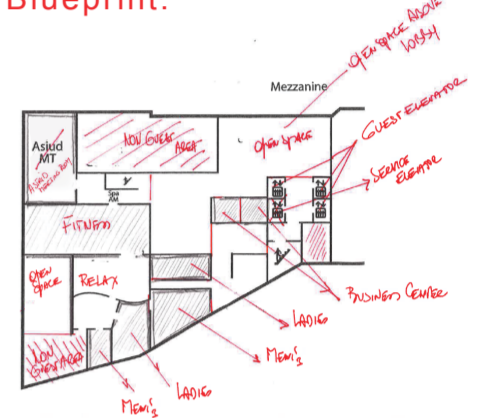
Floor 7

Icon Key

-  Stairs
-  Elevator
-  Guest Laundry
-  Ice
-  Vending
-  Fitness Center
-  Restroom
-  Men's Restroom
-  Women's Restroom

HOTEL INSTRUCTIONS
Please review this draft of your digital floor plan.

If there are changes, please print the floorplan and mark any necessary changes in RED (as shown below), scan and upload to Blueprint.



The information we need from you:










Any other areas of interest to Guests.





Floor 8

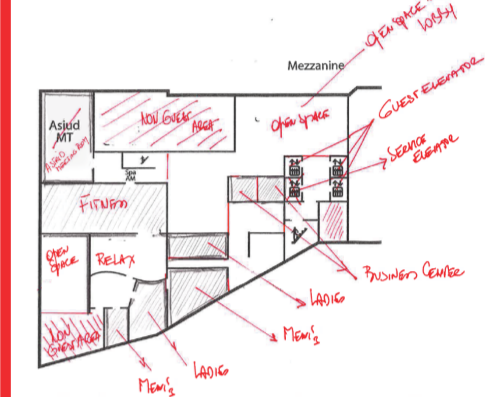
Icon Key

-  Stairs
-  Elevator
-  Guest Laundry
-  Ice
-  Vending
-  Fitness Center
-  Restroom
-  Men's Restroom
-  Women's Restroom

HOTEL INSTRUCTIONS

Please review this draft of your digital floor plan.

If there are changes, please print the floorplan and mark any necessary changes in RED (as shown below), scan and upload to Blueprint.



The information we need from you:










Any other areas of interest to Guests.





Floor 10

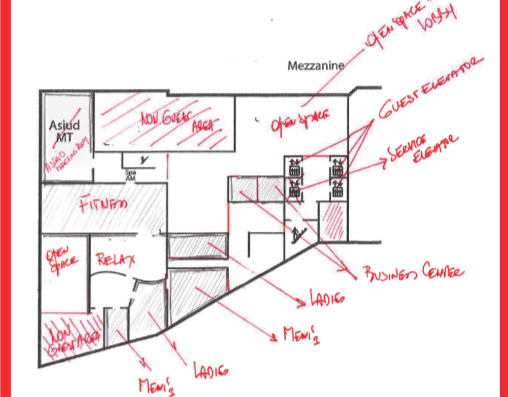
Icon Key

-  Stairs
-  Elevator
-  Guest Laundry
-  Ice
-  Vending
-  Fitness Center
-  Restroom
-  Men's Restroom
-  Women's Restroom

HOTEL INSTRUCTIONS

Please review this draft of your digital floor plan.

If there are changes, please print the floorplan and mark any necessary changes in RED (as shown below), scan and upload to Blueprint.



The information we need from you:

Any other areas of interest to Guests.





Floor 11

Icon Key

- Stairs
- Elevator
- Guest Laundry
- Ice
- Vending
- Fitness Center
- Restroom
- Men's Restroom
- Women's Restroom

HOTEL INSTRUCTIONS
Please review this draft of your digital floor plan.

If there are changes, please print the floorplan and mark any necessary changes in RED (as shown below), scan and upload to Blueprint.

The information we need from you:










Any other areas of interest to Guests.





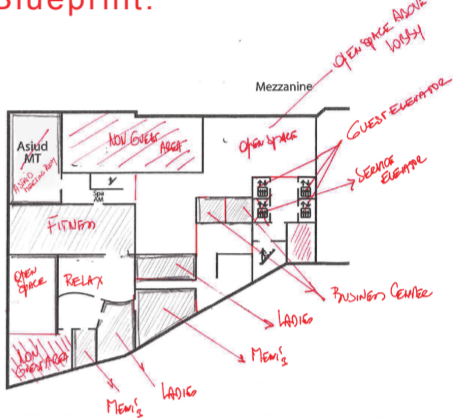
Floor 12

Icon Key

-  Stairs
-  Elevator
-  Guest Laundry
-  Ice
-  Vending
-  Fitness Center
-  Restroom
-  Men's Restroom
-  Women's Restroom

HOTEL INSTRUCTIONS
 Please review this draft of your digital floor plan.

If there are changes, please print the floorplan and mark any necessary changes in RED (as shown below), scan and upload to Blueprint.



The information we need from you:

Any other areas of interest to Guests.



